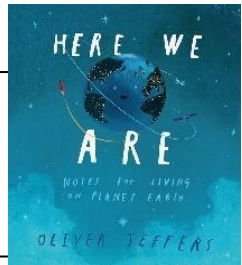


## How to help at Home - Reception

### Summer 1 – Out of this world



**Key Questions:** What is space? Where do I live? Where is my country on the map/globe? How can I look after my planet?

#### Vocabulary

Sun  
Moon  
Star  
Solar system  
Astronaut  
Space  
Earth  
Sky  
Alien  
Space station  
Rockets

#### **Key texts :**

Whatever next  
Here we are  
Field trip to the moon  
The little rocket  
The marvellous moon map  
You Choose in space  
Martha Maps it out

#### **Non fiction:**


Look inside space

#### Songs and poems:

5 little men in a flying saucer  
Twinkle twinkle little star  
Zoom Zoom we're going to the moon

#### **What we will cover**

Next half term, our topic will be Space. The children will be learning about planet Earth, exploring what is in space, and finding out about astronauts and space stations.



#### **Key Learning:**

To know that we live on planet Earth  
To understand that space is above us and contains the moon, stars and planets  
To learn about astronauts and space stations  
To develop counting to 10 confidently and exploring doubles.  
To use talk and imagination in role play (e.g. space shop / space station)

#### **Expressive arts: Artist- Andy Goldsworthy (sculptor and photographer)**

To know what a sculpture is Use a range of techniques to sculpt Use a correct vocabulary to describe how they are manipulating material.

#### Vocabulary:

Natural material, sculpting, sculpture, sculptor, sketch, junk modelling, squish, squash, sculpt, roll, press, mould, cut, twist, tweeze, pinch, twizzle, turn, pincer grip, squeeze, squash, pat, bumpy, dry, smooth, rough, bendy, squashy, hard, soft, slimy, slippery, sticky, crumbly, stiff, stretchy



Phonics

Phase 4:

Short vowels CVCC

Tricky words: said so have like Week 2 short vowels CVCC CCVC

Tricky words: some come love do

Short vowels CCVCC CCCVC CCCVCC longer words

Tricky words: were here little says

Longer words compound words

Tricky words: there when what one Week 5 root words ending in: -ing, -ed /t/, -ed /id/ /ed/ -est Tricky words: out today

Maths white rose

Week 1: Compare numbers to 10


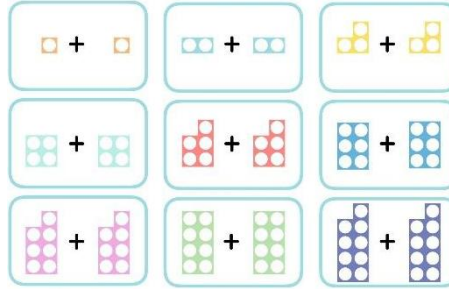
Week 2: Bonds to 10 2 parts and 3 parts

Week 3: Make arrangements to 10

Week 4: Find and make a double to 10

Week 5: Explore even and odd

Week 6: Explore 2D and 3D shapes



**What can we do at home to help?**

Please read your child's three day read book with them at home daily. Please also read story books to your child as often as you can

Talk about space together—ask questions like “What can you see in the sky?” and encourage your child to answer in full

Encourage turn-taking and sharing during play (e.g. pretending to be astronauts or running a space shop).

Practice fine motor skills through drawing, colouring planets, cutting out shapes, or building rockets with blocks.

Practice letter sounds using space words (e.g. s for star, r for rocket) and read space-themed stories together.

Encourage imaginative play (space shop, space station) and creative activities like making rockets or painting planets. Relate back to our Artist – Andy Goldsworthy, use natural resources and explore

Talk about planet Earth, the moon, and stars. Discuss what astronauts do and explore the

Support your child with counting to 10, comparing numbers, finding 1 more, number bonds to 10, doubling, even/odd, and spotting shapes using space objects

