



Summer term IHD Newsletter



Welcome back! We hope you have all had a lovely break!

Reminders:

Book bags- please bring these every day with reading book and reading record in. Please check these daily for any letters or work which your child brings home.

Homework- Your child will receive homework every Friday which they will need to complete and return to school by the following Tuesday. As part of the homework, please read with your child daily and sign their reading record. Each time a child finishes a book, they receive a tick on our Raving Readers board which puts them in line for receiving a book of their choice to keep.

Belongings- Please make sure all items of clothing are labelled clearly with your child's name and class.

P.E- In Year 1 children come to school in their P.E kits on the days they have P.E. Your child needs to wear their P.E kit on Monday and Thursday.

Seesaw- Remember to use Seesaw to look at what your children have been doing in the school day.

Dates for your diary:

Half term holiday: Finish:

Friday 25th May

Return:

Monday 4th June

Curriculum Area

English



Focus for learning

This term we will be linking our Literacy work to our topic 'From field to fork'. We will be writing instructions, including how to make bread and plant a seed.

There will be a real focus on using capital letters to start sentences and a full stop at the end.

Phonics:

We teach and learn phonics every day. Each week the children will learn new sounds and revisit sounds already learnt. In June the children will be doing the Phonics test which tests their ability to sound out and blend 40 different words.

How you can help at home

Talk to your child at home and model good conversational skills such as listening, taking turns and speaking in full sentences.

Read lots of different stories and discuss the events of the story.

Chant the alphabet to learn the letter names and learn the sound for all phonemes (letter blends eg; s, a, sh, ch).

Talk to your child about the phonemes, 'tricky' words that we have been learning at school and practise spelling these.

You can help at home by playing online games with your child to help them practise.

These can be






found of websites like 'Phonic Play', and through the Google search engine.

Maths



This term we will continue focus on place value and counting forwards and backwards up to and beyond 100. Also we will consolidate our addition and subtraction skills. Multiplication and division are part of the Year 1 curriculum and we are developing knowledge of the 2, 10 and 5 times tables this term. We will also be learning to find a half and a quarter of numbers and shapes.

Help your child to recognise the numbers 0 to 100 and spot numbers when you are out and about. Whilst playing games at home, or at any appropriate opportunity, encourage your child to count in a stable order, with 1:1 correspondence. Help your child to notice shapes within their local environment. Talk to your child as you weigh or measure things at home. Use the clock at home, tell them the time and encourage them to tell you what time it is as they become more confident.

<h2>Science</h2> 	<p>In science we will be learning about how things grow, with a focus on plants.</p> <p>We will learn the process plants go through from seed to adult plant and the names of the plant parts.</p>	<p>When on walks with your child, talk to them about the plants and animals you see. What do they notice about them? How do they grow?</p>
<h2>R. E.</h2> 	<p>In RE we will be learning about objects from the Christian, Jewish and Muslim faith.</p>	<p>Talk to your child about what is special to them and your family.</p>
<h2>P. E.</h2> 	<p>We will be developing our skills for movement this term and learning how to play rounders.</p>	<p>Praise your child as they explore new ways of balancing, travelling, such as hopping or skipping.</p>
<h2>Creative Curriculum</h2>  <p>(History, Geography Art or DT)</p>	<p>We will be learning about the where our food comes from in our topic From Field to fork.</p>	<p>Talk to your child about where their food comes from, how it is grown/ made.</p>
<h2>Music</h2> 	<p>We will be using Charanga this term and will learn to play instruments and sing songs.</p>	<p>Ask your child to teach you the rhymes and songs they have been learning.</p>
<h2>Computing</h2> 	<p>To create and save a document using purple mash.</p>	<p>If you can, help your child to learn to use a keyboard.</p>