






Reception Learning at Home pack.

<p>English</p> 	<p>Reading. Your child has been given three reading books. Please ask your child to read a book with you every day. Each book should be read at least three times so that they develop confidence and fluency. Practise reading the tricky words on the sheet. Please read a story to your child every day or let them listen to one of the cbeebies bedtime stories. Talk about the story with your child and ask them questions beginning with 'why' and 'how'. Ask them who the characters are in the story. (If your child was not in school to receive a pack they will only have one reading book, but they can access the tricky word sheet. Please also see the links to the phonics websites.)</p>	<p>Writing. Please ask your child to complete the phonics worksheets, practising the letters and sounds taught at school. Learn to spell all of the tricky words on the sheet. Choose 5 of the words and write a sentence with each word e.g. The dog can run fast, We go to the shop. Please let your child write this themselves. It doesn't need to be completely correct but they do need to have the opportunity to segment and blend the sounds in words themselves. Encourage them to write neatly and leave spaces between their words. (If your child was not in school to receive the pack please see the links to the phonics websites.)</p>
<p>Mathematics</p> 	<p>Practise counting up to at least 20 and then back again. Cut out the numbers and use these to practise number recognition, ordering and saying one more or one less than a given number. Complete the worksheets and make up some of your own similar examples. (If you have no pack please see links to the maths websites.)</p>	
	<p>Please take this opportunity to try out some of these activities, so your children have lots of fun while they are learning. There are lots of links to other ideas and activities too. Don't forget to take photos and let us know which you have tried and which ones your children enjoy. The 'aliens' that you sent in for holiday homework after the half term break were wonderful! (Download the app to your phone.)</p>	
<p>Understanding the World.</p> 	<p>The children have been very excited to see the signs that spring is coming. Encourage your child to look for signs of spring such as flowers growing, leaves and blossom starting to grow on trees. Try to plant some seeds in pots with your child. Vegetable seeds and sunflower seeds are good to start with. Encourage your child to look after their seeds and watch them grow into plants.</p>	
<p>Physical development.</p> 	<p>Draw and label a picture of something healthy you have eaten this week and something you have done to keep fit.</p>	