






	Au1	Au2	Sp1	Sp2	Su1	Su2
Theme	Proud to be from Bradford - Bradford's Brilliant Buildings	The Great Fire of London	Small changes, big difference	Incredible Islamabad	Home Sweet Home (Science)	Seaside Adventures
Experiences	City Hall (this is where Lord Mayor is based) Historical buildings: Playhouse Alhambra Manningham Mills Midland Hotel Trip to the city centre	Baking bread Bakery visit – Warburtons schools? Visit from the fire brigade	Visit from a nurse	Invite any parents who have been to Islamabad into school to share experiences/photos	Habitat Hunt in the school grounds and the local area Create a log pile & insect hotel.	Seaside visit – Lytham St Annes? Visit from the RLNI
Science Endpoints	Living, dead, never been alive as a thread across the year.	Plants - observing, describing and planting bulbs Materials	What do we need to survive? (Healthy diet, exercise and hygiene)	Contrasting habitats (Pakistan)	Plants (growing) Animals including humans Local/micro habitats & food chains What habitats do we have in and around our school grounds? Do all offspring look like their adult?	Seaside habitats
Geography	FIELDWORK - visiting buildings in Bradford as part of history	Recap 4 capital cities of UK; talk about where London is in relation to Bradford; look at maps of London.	Find and locate Crimea and Jamaica on a map.	Study a small area of a contrasting non-european country - Islamabad		Contrasting UK Location - Lytham St Annes
History	What do buildings tell us about Bradford's heritage?	Great Fire of London	How has nursing changed over time? Florence Nightingale and Mary Seacole			
Art	<p>Landmarks (PTBFB)</p> <p>Children take photographs of landmarks in Bradford – Use photos for children to draw/paint landmarks using contrasting colours.</p>  <p>Artist: Lynne Dobson (Bradford Artist)</p>	<p>The Great Fire of London</p> <p>Create Tudor houses using the net of an inside out cereal box – Discuss structure/3D shape & properties. Use varying materials E.g. match sticks, lollipop sticks, card, tissue paper, paint, lollipop sticks.</p> <p>Study the art created around the Great Fire - recreate using charcoal / pastels different coloured paper to create mood and atmosphere tension and drama</p>	<p>Castles Modeling Materials</p> <p>Sculpture</p> <p>Sculpt 2D castles using a slab/tile of clay. Experiment with different patterns (pushing objects into the clay) to show stone/tile effects.</p> 	<p>Amazing Animals</p> <p>Create prints inspired by the patterns & prints on animals' fur. Use different materials and media to create the animal fur pattern & texture.</p> 	<p>The Great Outdoors:</p> <p>Use rubbings from leaves and bark to create textured leaves for a forest scenery. Arrange leaves on landscape – This can be done prior (Blue sky – made from rubbings/sponge prints, Green grass – fabric/tissue paper) Draw tree trunk and branches outline with felt-tips or paint.</p> 	<p>Seaside Landscape</p> <p>To use watercolors pastels and paints to create different styles of seaside landscape paintings.</p> 
DT	<p>Structures- Build a free standing structure. Construct and model wooden house to form pudding lane.</p>		<p>Cooking- Preparing fruits and vegetables. Learn about a balanced diet and use your knowledge to create a tasty wrap. (Kapow)</p>		<p>Textiles- Template and joining techniques. Make a pouch to take to the beach with you. (Kapow)</p>	